

LAZERPOINT RF™  
BY CAMDEN



## LAZERPOINT RF™ 915MHZ. WIRELESS DOOR CONTROL SYSTEM



LAZERPOINT RF™ WIRELESS  
DOOR ACTIVATION SYSTEM,  
RX-90 RECEIVER



CM-TXLF  
SERIES FOBS

### DESCRIPTION

**Lazerpoint RF™** is a completely new wireless solution for automatic door operators. The system introduces the many advantages of 915MHz. spread spectrum wireless technology to the automatic door market. The system encompasses the widest range of transmitters, receivers, activation devices and switch enclosures available today. Lazerpoint RF receivers also support 300MHz., 318MHz., 390MHz., and 433MHz. transmitters (with optional daughterboards).

**Lithium batteries recommended for environments below 0°C (32°F).**

### APPLICATION

Lazerpoint RF™ 915 Mhz. spread spectrum wireless systems are designed for use with any automatic door operator. The system offers exceptional reliability and a complete wireless activation solution, whether in new construction or retrofit (with the option to utilize existing fixed frequency transmitters), Lazerpoint RF™ technology is also utilized with other wireless activation devices, including CM-120 Series keypads and CM-330 Series Hands Free switches. Lazerpoint RF™ is designed to reduce the cost of installation with a range of exclusive features, including door sequencing, which eliminates the need to purchase a separate door control relay.

### SYSTEM FEATURES

- LAZERPOINT RF™ IS COMPATIBLE WITH ALL AUTOMATIC DOOR OPERATORS.
- ADVANCED 915MHZ SPREAD SPECTRUM (BROADBAND) WIRELESS
- MULTI-YEAR BATTERY LIFE (USING INEXPENSIVE 'AAA' ALKALINE BATTERIES) AND EXCLUSIVE 'LOW BATTERY', 'GAS GAUGE' AND 'STUCK SWITCH' AUDIBLE ALERTS.
- NEW CM-RX-90 ADVANCED RECEIVER, WITH 1 RELAY, FEATURES 3 MODES (DELAY, NON-DELAY & LATCHING). IDEAL FOR VESTIBULE APPLICATIONS.
- RX-92 RECEIVER MODEL WITH TWO CHANNELS PLUS 6 OPERATING MODES; SAVES TIME AND MONEY BY AVOIDING THE COST OF BUYING AND INSTALLING ADDITIONAL COMPONENTS.
- OPTIONAL PLUG-IN RECEIVER MODULES PROVIDE COMPATIBILITY WITH OTHER RF FREQUENCIES.
- 'PUSH AND LEARN' TRANSMITTER ENROLLMENT AND SIGNAL STRENGTH INDICATORS, MAKES LAZERPOINT RF™ THE EASIEST SYSTEM TO INSTALL
- ULTRA COMPACT SWITCH TRANSMITTER FITS ANYWHERE, INCLUDING JAMB BOX.  
**CM-TX9:** 2 1/4" X 5/8" X 3/8"  
(57MM X 16MM X 10MM)
- ULTRA COMPACT RECEIVERS CAN BE MOUNTED IN DOOR OPERATOR CABINETS.  
**CM-RX-90:** 2-5/8"L x 1-1/2"W x 1"D  
(67MM X 38MM X 25MM)
- COMPACT ADA COMPLIANT 1, 2 AND 4 BUTTON KEY FOBS.  
**CM-TXLF 1/2/4:**  
2 9/16"L x 1 9/16"W x 5/8"D  
(65MM X 40MM X 16MM)
- INNOVATIVE FOB BASE FOR WHEELCHAIR, VISOR, BELT OR WALL MOUNTING.  
**CM-TXLFB:** 4"L x 1 5/8"W x 3/4"D  
(102MM X 42MM X 19MM)
- PLUG-IN LAZERPOINT RF™ WIRELESS TRANSMITTER MODULE FOR CM-120 SERIES DIGITAL KEYPADS AND CM-330 SERIES HANDS FREE SWITCHES  
**CM-TX99:** 1 9/16"L x 9/16"W x 5/16"H  
(40MM X 15MM X 8MM)
- CAMDEN PRODUCT QUALITY BACKED BY A FULL 3 YEAR REPLACEMENT WARRANTY

## LAZERPOINT RF™ RECEIVER FEATURES

### CM-RX-90 ADVANCED SINGLE RELAY RECEIVER

- (1) FORM 'C' RELAY, 3 AMPS @ 30VDC
- 3 OPERATING MODES, INCLUDING DELAYED, NO DELAY AND LATCHING RELAY
- EASILY CONFIGURED FOR USE IN VESTIBULE APPLICATIONS
- ADJUSTABLE DOOR HOLD OPEN/DELAY TIMER

### CM-RX-91 SINGLE RELAY RECEIVER

- (1) FORM 'C' RELAY, 3 AMPS @ 30V DC
- SLOT FOR (1) OPTIONAL PLUG-IN RECEIVER BOARD
- ADJUSTABLE DOOR HOLD OPEN TIMER
- CONNECTION FOR CM-RFCT LED CABLE TOOL

### CM-RX-92 DUAL RELAY RECEIVER

- (2) FORM 'C' RELAYS, 3 AMPS @ 30V DC
- SLOTS FOR (2) OPTIONAL PLUG-IN RECEIVER BOARDS
- (3) 1-30 SECOND ADJUSTABLE TIMERS
- 4 POSITION DIP SWITCH SELECTS 6 UNIQUE OPERATING MODES (SEE NEXT PAGE)
- CONNECTION FOR CM-RFCT LED CABLE TOOL

### FIXED FREQUENCY RECEIVER DAUGHTERBOARDS

- 300MHZ, 318MHZ, 390MHZ AND 433MHZ RECEIVERS ARE COMPATIBLE WITH MOST BRANDS OF FIXED FREQUENCY WIRELESS SYSTEMS. CONTACT CAMDEN FOR CONFIRMATION OF COMPATIBILITY WITH YOUR SYSTEM.
- PLUG-IN DESIGN. UP TO 2 FIXED FREQUENCY DAUGHTERBOARDS CAN BE INSERTED INTO A RECEIVER, FOR A MAXIMUM OF 3 WIRELESS FREQUENCIES ON ONE RECEIVER (CM-RX92)

## LAZERPOINT RF™ TRANSMITTER FEATURES

### CM-TX9 SINGLE CHANNEL TRANSMITTER


- AUDIBLE BATTERY TEST, LOW BATTERY AND STUCK SWITCH INDICATION
- 'INSTANT RESPONSE' CAPTURES BRIEF SWITCH ACTIVATIONS
- COMPATIBLE WITH ALL PUSH BUTTONS AND PUSH PLATES
- READILY AVAILABLE 'AAA' BATTERY OPERATION
- OPTIONAL LITHIUM BATTERIES ARE RECOMMENDED WHERE OPERATING TEMPERATURES ARE BELOW 32°F (0°C)

### CM-TXLF FOB TRANSMITTER FEATURES

- COMPACT AND DURABLE WITH SELECTION OF ONE, TWO AND FOUR BUTTON KEY FOB TRANSMITTERS.
- LARGE, EASY TO ACTIVATE RAISED BUTTONS
- EXCLUSIVE BATTERY TEST GAUGE FEATURE
- EXCLUSIVE VISOR/WHEELCHAIR STRAP FOB BASE, ACCEPTS ANY CM-TXLF SERIES FOB
- LED VISUAL CONFIRMATION OF WIRELESS ACTIVATION

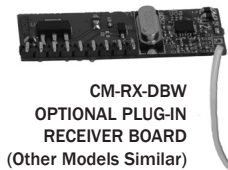
### LAZERPOINT RF™ CABLE TOOL FEATURES

- INDICATES RELAY STATUS AND TRANSMITTER SIGNAL STRENGTH
- FOR USE WITH RX-91/92 RECEIVERS
- IDEAL FOR USE WHEN RECEIVER IS HIDDEN FROM VIEW DURING INSTALLATION




CM-RX-91  
RECEIVER

CM-RX-92  
RECEIVER



CM-RX-DBW  
OPTIONAL PLUG-IN  
RECEIVER BOARD  
(Other Models Similar)




CM-TX9 TRANSMITTER



FOB TRANSMITTERS

MOUNTING  
BASE

CM-TXLF SERIES



CM-RFCT  
CABLE TOOL

## OPERATING MODES

### CM-RX-90

MODE 1	DELAYED (1-15 SECOND DELAY)
MODE 2	NO DELAY (1-30 SECOND HOLD OPEN)
MODE 3	LATCHING

### CM-RX-91

MODE 1	ACTIVATION (1-30 SECOND HOLD OPEN)
--------	------------------------------------

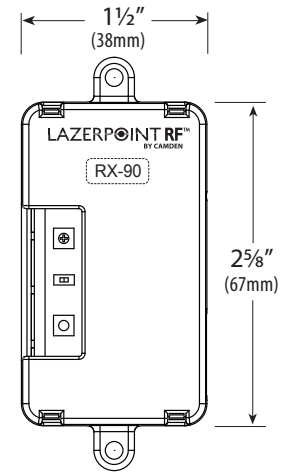
### CM-RX-92

MODE 1	DUAL INDEPENDENT RELAY CONTROL
MODE 2	SWITCHING (MAKE/BREAK RELAY)
MODE 3	VESTIBULE, BI-DIRECTIONAL WIRED SEQUENCING
MODE 4	VESTIBULE, USING 2 CM-RX-92 RECEIVERS
MODE 5	ACCESS CONTROL, SIGNAL INPUT
MODE 6	FREIGHT DOOR, TIMED LOCK OUTPUT

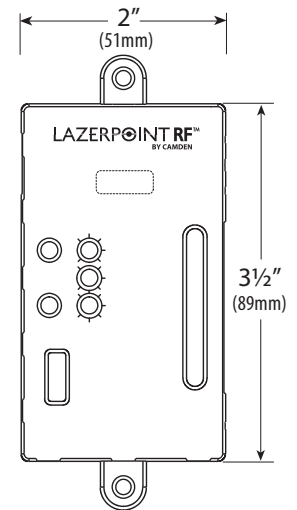
## SPECIFICATIONS

### CM-RX-90, CM-RX-91 & CM-RX-92


TRANSMITTER CAPACITY:	40
ENCLOSURE:	CLEAR PLASTIC CASE
VOLTAGE:	12/24V, AC/DC
RESPONSE TIME:	3 - 200 MS
LED'S:	INDICATE: RELAY STATUS, LEARN MODE, ERASE MODE & TIME SETTING
OUTPUTS:	<b>CM-RX-90:</b> (1) SPDT RELAY, 3 MODES <b>CM-RX91:</b> (1) SPDT RELAY, 1 MODE <b>CM-RX92:</b> (2) SPDT RELAYS, 6 MODES
CONTACT RATING:	3 AMPS @ 30 VDC
OPERATING TIME:	1 - 30 SECONDS
DELAY TIME:	1 - 15 SECONDS
TEMP RATING:	-40°F TO 185°F (-40°C TO +85°C)
MOUNTING:	SCREWS OR VELCRO
DIMENSIONS:	<b>CM-RX-90:</b> 2 5/8" H X 1 1/2" W X 1" D (67mm x 38mm x 21mm)  <b>CM-RX-91/92:</b> 3 1/2" H X 2" W X 1" D (89mm x 51mm x 25mm)



CM-RX-90  
RECEIVER - FRONT VIEW



CM-RX-91/CM-RX-92  
RECEIVERS - FRONT VIEW

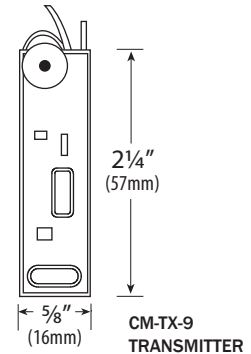


RECEIVERS - SIDE VIEW

## SPECIFICATIONS

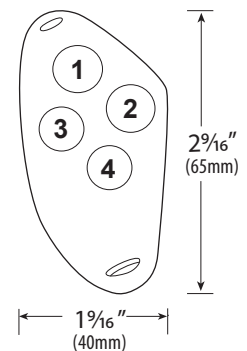
### CM-TX-9 TRANSMITTER

TRANSMIT FREQUENCY:	905.25 / 915.25 / 925.25 MHZ. (SPREAD SPECTRUM TECHNOLOGY)
CODES:	1 MILLION UNIQUE (20 BIT) CODES
DIMENSION:	2 1/4" H x 5/8" W x 3/8" D (57mm x 16mm x 10mm)
MOUNTING:	DOUBLE SIDED FOAM TAPE
SWITCH CONNECTION:	2" x 10" LEADS WITH 1/4" QUICK DISCONNECT TERMINATIONS
BUILT-IN PIEZO SOUNDER:	USED FOR LOW BATTERY STATUS, BATTERY GAUGE, AND STUCK SWITCH INDICATOR
POWER:	(2) 'AAA' ALKALINE BATTERIES (SUPPLIED) (2) 'AAA' LITHIUM BATTERIES (OPTION)
BATTERY LIFE:	MINIMUM 500,000 OPERATIONS
RANGE:	OVER 500 FT (152M), OPEN AREA
TEMPERATURE RATING:	-40°F TO 185°F (-40°C TO +85°C)

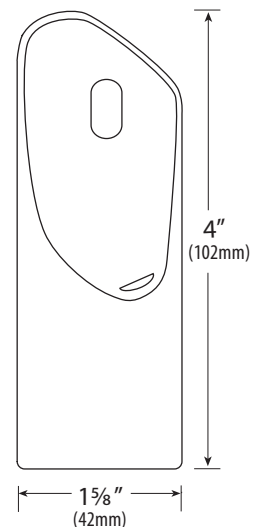


### CM-TXLF SERIES FOB TRANSMITTERS

TRANSMIT FREQUENCY:	905.25 / 915.25 / 925.25 MHZ. (SPREAD SPECTRUM TECHNOLOGY)
CODES:	1 MILLION UNIQUE (20 BIT) CODES
DIMENSIONS:	FOB: CM-TXLF: 2 9/16" H X 1 9/16" W X 5/8" D (65mm x 40mm x 16mm) BASE: CM-TXLFB: 4" H x 1 5/8" W x 3/4" D (102mm x 42mm x 19mm)
INDICATORS:	TACTILE AND VISUAL (LED) INDICATION OF WIRELESS ACTIVATION WITH BATTERY TEST
POWER:	CR-2032 LITHIUM BATTERY (SUPPLIED)
BATTERY LIFE:	115,000 OPERATIONS
RANGE:	OVER 250 FT (76M), OPEN AREA
TEMPERATURE RATING:	-40°F TO 185°F (-40°C TO +85°C)



FOB TRANSMITTER



FOB BASE

## ORDERING INFORMATION

### TRANSMITTER

CM-TX-9	WALL SWITCH TRANSMITTER
CM-TX-99	PLUG-IN TWO CHANNEL TRANSMITTER (FOR CM-330 & CM-120 SERIES)

### ADA COMPLIANT FOBS

CM-TXLF-1	ONE BUTTON KEY FOB
CM-TXLF-2	TWO BUTTON KEY FOB
CM-TXLF-4	FOUR BUTTON KEY FOB

### RECESSED BUTTON FOBS

CM-TXLF-1LP	ONE BUTTON KEY FOB
CM-TXLF-2LP	TWO BUTTON KEY FOB

### KEY FOB BASE

CM-TXLFB	CLIP-ON VISOR/ WHEELCHAIR STRAP BASE
----------	--------------------------------------

### OPTION: LITHIUM BATTERIES FOR CM-TX9

CM-XXX-L2	ADD 'L1' TO CM-TX9 MODEL # FOR 'AAA' LITHIUM BATTERIES IN PLACE OF ALKALINE
CM-LP2	(2) 'AAA' LITHIUM BATTERIES

### RECEIVERS

CM-RX-90	ADVANCED SINGLE RELAY RECEIVER
CM-RX-91	BASIC SINGLE RELAY RECEIVER
CM-RX-92	FULL FUNCTION DUAL RELAY RECEIVER

### OPTIONAL PLUG-IN RECEIVER BOARDS

CM-RX-DBO	318MHZ. DAUGHTERBOARD (ORANGE ANTENNA) FOR CM-RX91 AND CM-RX92
-----------	--

### SERVICE TOOL

CM-RFCT	PLUG-IN CABLE TOOL, 33"
---------	-------------------------



CM-331



CM-120i



CM-120wV2

## COMPATIBLE LAZERPOINT RF™ WIRELESS PRODUCTS

### SUREWAVE™ HANDS-FREE SWITCHES

CM-330	HANDS-FREE SWITCH, BATTERY POWERED, WIRELESS, 0 RELAYS
CM-331	HANDS-FREE SWITCH, 1 RELAY, WITH OPTION FOR CM-TX99 WIRELESS TRANSMITTER
CM-332	HANDS-FREE SWITCH, 2 RELAY, WITH OPTION FOR CM-TX99 WIRELESS TRANSMITTER. SUREWAVE™ SWITCHES HAVE THE OPTION FOR POLYCARBONATE OR STAINLESS STEEL FACEPLATE, GRAPHIC OPTIONS AND PLUG-IN LIGHT RING
CM-333	HANDS-FREE SWITCH, BATTERY POWERED, 1 RELAY, OPTION FOR CM-TX99 WIRELESS TRANSMITTER

### 120 SERIES DIGITAL KEYPADS

CM-120i	INDOOR, STAND-ALONE OR WEIGAND OPERATION WITH OPTION FOR CM-TX99 WIRELESS TRANSMITTER.
CM-120wV2	OUTDOOR, BACK-LIT, VANDAL RESISTANT, STAND-ALONE OR WEIGAND OPERATION WITH OPTION FOR CM-TX99 WIRELESS TRANSMITTER.
CM-120TX	OUTDOOR, BACK-LIT, VANDAL RESISTANT, WIRELESS KEYPAD

## OPTIONS

### LITHIUM BATTERIES

(FOR CM-330 AND CM-333 SWITCHES, AND CM-120TX KEYPAD)

### CM-XXXL1

ADD SUFFIX 'L1' FOR (2) 'AA' LITHIUM BATTERIES IN PLACE OF (2) ALKALINE.

### CM-LP1

(2) 'AA' LITHIUM BATTERIES

## 915MHZ. WIRELESS SWITCH KITS

Camden Lazerpoint RFT™ 915Mhz. spread spectrum wireless systems lead the market in wireless performance, exclusive features and the biggest selection of activation devices and receivers!

Lazerpoint RFT™ wireless kits include everything you need for your automatic door switch installation, including a choice of (2) all-active push plate switches, (2) rugged surface mount boxes/enclosures, (2) RF switch transmitters - all at an economical price. **See page 10 for receiver options.**

### SWITCH SERIES BASE KIT MODELS

#### CM-25 JAMB WIDTH PUSH PLATE

CM-RFL252	(2) CM-25/2 WHEELCHAIR SYMBOL, (2) CM-23D SURFACE JAMB BOXES, (2) CM-TX-9 TRANSMITTERS. ADD SUFFIX FOR RECEIVER OPTION.
CM-RFL253	(2) CM-25/3 'PUSH TO OPEN', (2) CM-23D SURFACE JAMB BOXES, (2) CM-TX-9 TRANSMITTERS. ADD SUFFIX FOR RECEIVER OPTION.
CM-RFL253F	(2) CM-25/3F 'POUSSEZ POUR OUVRIR', BLACK, (2) CM-23D SURFACE JAMB BOXES, (2) CM-TX-9 TRANSMITTERS. ADD SUFFIX FOR RECEIVER OPTION.
CM-RFL254	(2) CM-25/4 WHEELCHAIR & 'PUSH TO OPEN', (2) CM-23D SURFACE JAMB BOXES, (2) CM-TX-9 TRANSMITTERS. ADD SUFFIX FOR RECEIVER OPTION.
CM-RFL254F	(2) CM-25/4F WHEELCHAIR & 'POUSSEZ POUR OUVRIR' GRAPHICS, (2) CM-23D SURFACE JAMB BOXES, (2) CM-TX-9 TRANSMITTERS. ADD SUFFIX FOR RECEIVER OPTION.

#### CM-26CB BLUE JAMB WIDTH PUSH PLATE

CM-RFL26CB2	(2) CM-26CB/2 WHEELCHAIR SYMBOL, (2) CM-23D SURFACE JAMB BOXES, (2) CM-TX-9 TRANSMITTERS. ADD SUFFIX FOR RECEIVER OPTION.
CM-RFL26CB3	(2) CM-26CB/3 'PUSH TO OPEN', (2) CM-23D SURFACE JAMB BOXES, (2) CM-TX-9 TRANSMITTERS. ADD SUFFIX FOR RECEIVER OPTION.
CM-RFL26CB3F	(2) CM-26CB/3F 'POUSSEZ POUR OUVRIR', BLACK, (2) CM-23D SURFACE JAMB BOXES, (2) CM-TX-9 TRANSMITTERS. ADD SUFFIX FOR RECEIVER OPTION.
CM-RFL26CB4	(2) CM-26CB/4 WHEELCHAIR & 'PUSH TO OPEN', (2) CM-23D SURFACE JAMB BOXES, (2) CM-TX-9 TRANSMITTERS. ADD SUFFIX FOR RECEIVER OPTION.
CM-RFL26CB4F	(2) CM-26CB/4F WHEELCHAIR & 'POUSSEZ POUR OUVRIR' GRAPHICS, (2) CM-23D SURFACE JAMB BOXES, (2) CM-TX-9 TRANSMITTERS. ADD SUFFIX FOR RECEIVER OPTION.

#### CM-40 4 1/2" ROUND PUSH PLATE

CM-RFL402-47	(2) CM-40/2 WHEELCHAIR SYMBOL, (2) CM-47S SURFACE BOXES, (2) CM-TX-9 TRANSMITTERS. ADD SUFFIX FOR RECEIVER OPTION.
CM-RFL403-47	(2) CM-40/3 PUSH TO OPEN, (2) CM-47S SURFACE BOXES, (2) CM-TX-9 TRANSMITTERS. ADD SUFFIX FOR RECEIVER OPTION.
CM-RFL403F-47	(2) CM-40/3 'POUSSEZ POUR OUVRIR', (2) CM-47S SURFACE BOXES, (2) CM-TX-9 TRANSMITTERS. ADD SUFFIX FOR RECEIVER OPTION.



CM-RFL404-47	(2) CM-40/4 WHEELCHAIR & 'PUSH TO OPEN', (2) CM-47S SURFACE BOXES, (2) CM-TX-9 TRANSMITTERS. ADD SUFFIX FOR RECEIVER OPTION.
CM-RFL404F-47	(2) CM-40/4F WHEELCHAIR & 'POUSSEZ POUR OUVRIR', (2) CM-47S SURFACE BOXES, (2) CM-TX-9 TRANSMITTERS. ADD SUFFIX FOR RECEIVER OPTION.
CM-RFL402-49	(2) CM-40/2 WHEELCHAIR SYMBOL, (2) CM-49A/B FLUSH/SURFACE ENCLOSURES, (2) CM-TX-9 TRANSMITTERS. ADD SUFFIX FOR RECEIVER OPTION.
CM-RFL403-49	(2) CM-40/3 PUSH TO OPEN, (2) CM-49A/B FLUSH/SURFACE ENCLOSURES, (2) CM-TX-9 TRANSMITTERS. ADD SUFFIX FOR RECEIVER OPTION
CM-RFL403F-49	(2) CM-40/3F 'POUSSEZ POUR OUVRIR', (2) CM-49A/B FLUSH/SURFACE ENCLOSURES, (2) CM-TX-9 TRANSMITTERS. ADD SUFFIX FOR RECEIVER OPTION.
CM-RFL404-49	(2) CM-40/4 WHEELCHAIR & 'PUSH TO OPEN', (2) CM-49A/B FLUSH/SURFACE ENCLOSURES, (2) CM-TX-9 TRANSMITTERS. ADD SUFFIX FOR RECEIVER OPTION
CM-RFL404F-49	(2) CM-40/4F WHEELCHAIR & 'POUSSEZ POUR OUVRIR', (2) CM-49A/B FLUSH/SURFACE ENCLOSURES, (2) CM-TX-9 TRANSMITTERS. ADD SUFFIX FOR RECEIVER OPTION.

## CM-45 4 1/2" SQUARE (CONCEALED SCREWS) PUSH PLATE

CM-RFL452-S	(2) CM-45/2 WHEELCHAIR SYMBOL, (2) CM-43CBL SURFACE BOXES, (2) CM-TX-9 TRANSMITTERS. ADD SUFFIX FOR RECEIVER OPTION.
CM-RFL453-S	(2) CM-45/3 'PUSH TO OPEN', (2) CM-43CBL SURFACE BOXES, (2) CM-TX-9 TRANSMITTERS. ADD SUFFIX FOR RECEIVER OPTION
CM-RFL453F-S	(2) CM-45/3F 'POUSSEZ POUR OUVRIR', (2) CM-43CBL SURFACE BOXES, (2) CM-TX-9 TRANSMITTERS. ADD SUFFIX FOR RECEIVER OPTION
CM-RFL454-S	(2) CM-45/4 WHEELCHAIR & 'PUSH TO OPEN', (2) CM-43CB SURFACE BOXES, (2) CM-TX-9 TRANSMITTERS. ADD SUFFIX FOR RECEIVER OPTION.
CM-RFL454F-S	(2) CM-45/4F WHEELCHAIR & 'POUSSEZ POUR OUVRIR' (2) CM-43CB SURFACE BOXES, (2) CM-TX-9 TRANSMITTERS. ADD SUFFIX FOR RECEIVER OPTION
CM-RFL452-LP	(2) CM-45/2 WHEELCHAIR SYMBOL, (2) CM-43LP SURFACE SHALLOW BOXES, (2) CM-TX-9 TRANSMITTERS. ADD SUFFIX FOR RECEIVER OPTION
CM-RFL453-LP	(2) CM-45/3 'PUSH TO OPEN', (2) CM-43LP SURFACE SHALLOW BOXES, (2) CM-TX-9 TRANSMITTERS. ADD SUFFIX FOR RECEIVER OPTION
CM-RFL453F-LP	(2) CM-45/3F 'POUSSEZ POUR OUVRIR', (2) CM-43LP SURFACE SHALLOW BOXES, (2) CM-TX-9 TRANSMITTERS. ADD SUFFIX FOR RECEIVER OPTION
CM-RFL454-LP	(2) CM-45/4 WHEELCHAIR & PUSH TO OPEN, (2) CM-43LP SURFACE SHALLOW BOXES, (2) CM-TX-9 TRANSMITTERS. ADD SUFFIX FOR RECEIVER OPTION
CM-RFL454F-LP	(2) CM-45/4F WHEELCHAIR & 'POUSSEZ POUR OUVRIR', (2) CM-43LP SURFACE SHALLOW BOXES, (2) CM-TX-9 TRANSMITTERS. ADD SUFFIX FOR RECEIVER OPTION.

## CM-46 4 1/2" SQUARE (EXPOSED SCREWS) PUSH PLATE

CM-RFL462-S	(2) CM-46/2 WHEELCHAIR SYMBOL, (2) CM-43CBL SURFACE BOXES, (2) CM-TX-9 TRANSMITTERS. ADD SUFFIX FOR RECEIVER OPTION
CM-RFL463-S	(2) CM-46/3 'PUSH TO OPEN', (2) CM-43CBL SURFACE BOXES, (2) CM-TX-9 TRANSMITTERS. ADD SUFFIX FOR RECEIVER OPTION
CM-RFL463F-S	(2) CM-46/3F 'POUSSEZ POUR OUVRIR', (2) CM-43CBL SURFACE BOXES, (2) CM-TX-9 TRANSMITTERS. ADD SUFFIX FOR RECEIVER OPTION
CM-RFL464-S	(2) CM-46/4 WHEELCHAIR & 'PUSH TO OPEN', (2) CM-43CBL SURFACE BOXES, (2) CM-TX-9 TRANSMITTERS. ADD SUFFIX FOR RECEIVER OPTION
CM-RFL464F-S	(2) CM-46/4F WHEELCHAIR & 'POUSSEZ POUR OUVRIR' (2) CM-43CBL SURFACE BOXES, (2) CM-TX-9 TRANSMITTERS. ADD SUFFIX FOR RECEIVER OPTION
CM-RFL462-LP	(2) CM-46/2 WHEELCHAIR SYMBOL, (2) CM-43LP SURFACE SHALLOW BOXES, (2) CM-TX-9 TRANSMITTERS. ADD SUFFIX FOR RECEIVER OPTION
CM-RFL463-LP	(2) CM-46/3 'PUSH TO OPEN', (2) CM-43LP SURFACE SHALLOW BOXES, (2) CM-TX-9 TRANSMITTERS. ADD SUFFIX FOR RECEIVER OPTION
CM-RFL463F-LP	(2) CM-46/3F 'POUSSEZ POUR OUVRIR', (2) CM-43LP SURFACE SHALLOW BOXES, (2) CM-TX-9 TRANSMITTERS. ADD SUFFIX FOR RECEIVER OPTION
CM-RFL464-LP	(2) CM-46/4 WHEELCHAIR & PUSH TO OPEN, (2) CM-43LP SURFACE SHALLOW BOXES, (2) CM-TX-9 TRANSMITTERS. ADD SUFFIX FOR RECEIVER OPTION
CM-RFL464F-LP	(2) CM-46/4F WHEELCHAIR & 'POUSSEZ POUR OUVRIR', (2) CM-43LP SURFACE SHALLOW BOXES, (2) CM-TX-9 TRANSMITTERS. ADD SUFFIX FOR RECEIVER OPTION

## CM-46CB BLUE 4 1/2" SQUARE (EXPOSED SCREWS) PUSH PLATE

CM-RFL46CB2-S	(2) CM-46CB/2 WHEELCHAIR SYMBOL, (2) CM-43CBL SURFACE BOXES, (2) CM-TX-9 TRANSMITTERS. ADD SUFFIX FOR RECEIVER OPTION
CM-RFL46CB3-S	(2) CM-46CB/3 'PUSH TO OPEN', (2) CM-43CBL SURFACE BOXES, (2) CM-TX-9 TRANSMITTERS. ADD SUFFIX FOR RECEIVER OPTION
CM-RFL46CB3F-S	(2) CM-46CB/3F 'POUSSEZ POUR OUVRIR', (2) CM-43CBL SURFACE BOXES, (2) CM-TX-9 TRANSMITTERS. ADD SUFFIX FOR RECEIVER OPTION
CM-RFL46CB4-S	(2) CM-46CB/4 WHEELCHAIR & 'PUSH TO OPEN', (2) CM-43CB SURFACE BOXES, (2) CM-TX-9 TRANSMITTERS. ADD SUFFIX FOR RECEIVER OPTION
CM-RFL46CB4F-S	(2) CM-46CB/4F WHEELCHAIR & 'POUSSEZ POUR OUVRIR' (2) CM-43CB SURFACE BOXES, (2) CM-TX-9 TRANSMITTERS. ADD SUFFIX FOR RECEIVER OPTION
CM-RFL46CB2-LP	(2) CM-46CB/2 WHEELCHAIR SYMBOL, (2) CM-43LP SURFACE SHALLOW BOXES, (2) CM-TX-9 TRANSMITTERS. ADD SUFFIX FOR RECEIVER OPTION
CM-RFL46CB3-LP	(2) CM-46CB/3F 'POUSSEZ POUR OUVRIR', (2) CM-43LP SURFACE SHALLOW BOXES, (2) CM-TX-9 TRANSMITTERS. ADD SUFFIX FOR RECEIVER OPTION



**CM-RFL46CB4-LP** (2) CM-46CB/4 WHEELCHAIR & PUSH TO OPEN, (2) CM-43LP SURFACE SHALLOW BOXES, (2) CM-TX-9 TRANSMITTERS. ADD SUFFIX FOR RECEIVER OPTION

**CM-RFL46CB4F-LP** (2) CM-46CB/4 WHEELCHAIR & 'POUSSEZ POUR OUVRIR', (2) CM-43LP SURFACE SHALLOW BOXES, (2) CM-TX-9 TRANSMITTERS. ADD SUFFIX FOR RECEIVER OPTION

## CM-60 6" ROUND PUSH PLATE

**CM-RFL602-69** (2) CM-60/2 WHEELCHAIR SYMBOL, (2) CM-69S SURFACE BOXES, (2) CM-TX-9 TRANSMITTERS. ADD SUFFIX FOR RECEIVER OPTION

**CM-RFL603-69** (2) CM-60/3 'PUSH TO OPEN', (2) CM-69S SURFACE BOXES, (2) CM-TX-9 TRANSMITTERS. ADD SUFFIX FOR RECEIVER OPTION

**CM-RFL603F-69** (2) CM-60/3F 'POUSSEZ POUR OUVRIR', (2) CM-69S SURFACE BOXES, (2) CM-TX-9 TRANSMITTERS. ADD SUFFIX FOR RECEIVER OPTION

**CM-RFL604-69** (2) CM-60/4 WHEELCHAIR & 'PUSH TO OPEN', (2) CM-69S SURFACE BOXES, (2) CM-TX-9 TRANSMITTERS. ADD SUFFIX FOR RECEIVER OPTION

**CM-RFL604F-69** (2) CM-60/4F WHEELCHAIR & 'POUSSEZ POUR OUVRIR', (2) CM-69S SURFACE BOXES, (2) CM-TX-9 TRANSMITTERS. ADD SUFFIX FOR RECEIVER OPTION

**CM-RFL602-79** (2) CM-60/2 WHEELCHAIR SYMBOL, (2) CM-79A/B FLUSH/SURFACE ENCLOSURES, (2) CM-TX-9 TRANSMITTERS. ADD SUFFIX FOR RECEIVER OPTION

**CM-RFL603-79** (2) CM-60/3 'PUSH TO OPEN', (2) CM-79A/B FLUSH/SURFACE ENCLOSURES, (2) CM-TX-9 TRANSMITTERS. ADD SUFFIX FOR RECEIVER OPTION

**CM-RFL603F-79** (2) CM-60/3F 'POUSSEZ POUR OUVRIR', (2) CM-79A/B FLUSH/SURFACE ENCLOSURES, (2) CM-TX-9 TRANSMITTERS. ADD SUFFIX FOR RECEIVER OPTION

**CM-RFL604-79** (2) CM-60/4 WHEELCHAIR & 'PUSH TO OPEN', (2) CM-79A/B FLUSH/SURFACE ENCLOSURES, (2) CM-TX-9 TRANSMITTERS. ADD SUFFIX FOR RECEIVER OPTION

**CM-RFL604F-79** (2) CM-60/4F WHEELCHAIR & 'POUSSEZ POUR OUVRIR', (2) CM-79A/B FLUSH/SURFACE ENCLOSURES, (2) CM-TX-9 TRANSMITTERS. ADD SUFFIX FOR RECEIVER OPTION.

## CM-2520 VESTIBULE SWITCH

**CM-RFL25202-S** CM-2520/2 WHEELCHAIR SYMBOL, (1) CM-53 SURFACE BOX, (2) CM-TX-9 TRANSMITTERS. ADD SUFFIX FOR CM-RX-90 OR CM-RX-92 RECEIVER OPTION

**CM-RFL25203-S** CM-2520/3 'PUSH TO OPEN', (1) CM-53 SURFACE BOX, (2) CM-TX-9 TRANSMITTERS. ADD SUFFIX FOR CM-RX-90 OR CM-RX-92 RECEIVER OPTION


**CM-RFL25203F-S** CM-2520/3F 'POUSSEZ POUR OUVRIR', (1) CM-53 SURFACE BOX, (2) CM-TX-9 TRANSMITTERS. ADD SUFFIX FOR CM-RX-90 OR CM-RX-92 RECEIVER OPTION


**CM-RFL25204-S** CM-2520/4 WHEELCHAIR SYMBOL & 'PUSH TO OPEN', (1) CM-53 SURFACE BOX, (2) CM-TX-9 TRANSMITTERS. ADD SUFFIX FOR CM-RX-90 OR CM-RX-92 RECEIVER OPTION


<b>CM-RFL25204F-S</b>	CM-2520/4F WHEELCHAIR & 'POUSSEZ POUR OUVRIR', (1) CM-53 SURFACE BOX, (2) CM-TX-9 TRANSMITTERS. ADD SUFFIX FOR CM-RX-90 OR CM-RX-92 RECEIVER OPTION
<b>CM-RFL25202-LP</b>	CM-2520/2 WHEELCHAIR SYMBOL, (1) CM-43LPB SURFACE SHALLOW BOX, (2) CM-TX-9 TRANSMITTERS. ADD SUFFIX FOR CM-RX-90 OR CM-RX-92 RECEIVER OPTION
<b>CM-RFL25203-LP</b>	CM-2520/3 'PUSH TO OPEN', (1) CM-43LPB SURFACE SHALLOW BOX, (2) CM-TX-9 TRANSMITTERS. ADD SUFFIX FOR CM-RX-90 OR CM-RX-92 RECEIVER OPTION
<b>CM-RFL25203F-LP</b>	CM-2520/3F 'POUSSEZ POUR OUVRIR', (1) CM-43LPB SURFACE SHALLOW BOX, (2) CM-TX-9 TRANSMITTERS. ADD SUFFIX FOR CM-RX-90 OR CM-RX-92 RECEIVER OPTION
<b>CM-RFL25204-LP</b>	CM-2520/4 WHEELCHAIR SYMBOL & 'PUSH TO OPEN', (1) CM-43LPB SURFACE SHALLOW BOX, (2) CM-TX-9 TRANSMITTERS. ADD SUFFIX FOR CM-RX-90 OR CM-RX-92 RECEIVER OPTION
<b>CM-RFL25204F-LP</b>	CM-2520/4F WHEELCHAIR & 'POUSSEZ POUR OUVRIR', (1) CM-43LPB SURFACE SHALLOW BOX, (2) CM-TX-9 TRANSMITTERS. ADD SUFFIX FOR CM-RX-90 OR CM-RX-92 RECEIVER OPTION

**OPTIONS FOR BASE MODELS** (Add suffix to model above)

**WIRELESS RECEIVER OPTIONS**

**A**  ADD SUFFIX TO ANY RFL KIT FOR CM-RX-90 ADVANCED RECEIVER


**B**  ADD SUFFIX TO ANY RFL KIT FOR CM-RX91 BASIC RECEIVER


**D**  ADD SUFFIX TO ANY RFL KIT FOR CM-RX92. DUAL RELAY RECEIVER

**WATER TIGHT OPTION**

**WT** ADD SUFFIX TO ANY RFL KIT FOR (2) WATER TIGHT SWITCHES

**VESTIBULE SWITCH OPTIONS**

**-V**  ADD '-V' TO ADD CM-RFL2520 KIT, W/ CM-43CBLA SURFACE BOX

**-LPV**  ADD '-LPV' TO ADD CM-RFL2520 KIT, W/ CM-43LPB SHALLOW BOX

**ARCHITECTURAL FINISHES**


**AB**  ADD 'AB' TO PRODUCT # FOR (2) ANTIQUE BRASS FINISH (US5 / 609)

**SB**  ADD 'SB' TO PRODUCT # FOR (2) SATIN BRASS FINISH (US4 / 606)

**OB**  ADD 'OB' TO PRODUCT # FOR (2) OIL RUB BRONZE FINISH (US10B / 613)

**PB**  ADD 'PB' TO PRODUCT # FOR (2) POLISHED BRASS (US3 / 605)

**LITHIUM BATTERIES**

**L3**  ADD SUFFIX 'L#' FOR (4) 'AAA' LITHIUM BATTERIES