


IP-22SYSMF

PoE+ Indoor 2' x 2' Suspended Ceiling Mount IP Endpoint Speaker with Microphone and LED Flasher



Features

Network Features

- Dynamic or Static IP Address
- IEEE 802.3 10/100Base-T Ethernet
- IEEE 802.1q Tagging
- IEEE 802.3af and 802.3at Compliant

Audio Codec Support

- G.711 u-law / a-law (16 kbit/s)
- G.722 Wideband Audio (64 kbit/s)

Auto Provisioning

- DHCP Option 66, 150, or TFTP Server
- DHCP Option 72 for HTTP Server

Auto Registration

- SLP for InformaCast
- DHCP Option 72 for Syn-Apps' Revolution or GCK

Static Configuration

- HTTP GUI for Static Configuration
- Cisco SRST

Audio Features

- Integrated Amplifier
- Aux Audio Line-In Balanced (2.8Vpp 10K)
- Aux Audio Line-Out Balanced (2.8Vpp 10K)

Additional Features

- 2 General Purpose Inputs
- 1 General Purpose Output (2A @ 30 VDC)
- Phone / Night Loud Ringer
- External Power Supply Option
- Front Panel LED Flashers Allow for ADA Compliance
- Integrated Microphone Allows for Half-Duplex or Full-Duplex Intercom Based on Software Platform

General Description

AtlasIED IP-22SYSMF is a 2' x 2' suspended ceiling mount IP endpoint speaker with integrated microphone. It compliments the Unified Communications (VoIP Communications) investment including on-premises and hosted infrastructure platforms so that information can be pushed to spaces beyond the world of desktop telephony communication and breaking any traditional audio-path barriers.

Applications

AtlasIED IP-22SYSMF registers as a communication endpoint directly within InformaCast, GCK, and Syn-Apps' Revolution advanced notification applications, supporting audio broadcast to enhance physical security while improving day-to-day communications through advanced alerting, bell schedules, pre-recorded & scheduled announcements, while leveraging the WAN or LAN network architecture.

When used within a Cisco environment, the IP-22SYSMF speakers can join Cisco's Unified Survivable Remote Site Telephony (SRST) as a supported device. Cisco's SRST provides remote location call-processing redundancy when access to the centralized Cisco Unified Communications Manager is interrupted because of a WAN outage. The ability of LAN communication between any combination of phones and speakers is particularly critical during an emergency (which may be the actual cause of the WAN outage).

Where 3rd party notification applications are not required, the IP-22SYSMF suspended ceiling mount speaker with integrated microphone can register as SIP devices directly to a SIP server or VoIP Communications Manager for critical alerts and public address applications.

Under Title II of the ADA, all state and local governments are required to take steps and ensure effective communication to people with disabilities. The AtlasIED IP-22SYSMF speaker with talkback microphone and LED flasher provide effective communication for all individuals.

| System | |
|-------------------------------|---|
| Type | PoE+ Indoor 1' x 2' Suspended Ceiling Mount IP Endpoing Speaker with Microphone and LED Flasher |
| Indicators | Network Status (On Back) |
| Frequency Response (+/- 5dB) | 86Hz - 15.5kHz |
| Vertical Coverage | 105° (2kHz Octave Band, -6dB Points) |
| Horizontal Coverage | 105° (2kHz Octave Band, -6dB Points) |
| Directivity Factor (Q) | 17 @ 2 kHz |
| Max SPL at 1m (Passive) | 110dB SPL Continuous |
| General Purpose Interface | Two Trigger Inputs / One Relay Output (2A @ 30 VDC) |
| Transducers | |
| LF Transducer Qty and Size | (1) 8" (203mm) |
| HF Transducer Qty and Size | (1) 3" (76mm) |
| HF Crossover Frequency | 2,800Hz, First Order |
| Voice Coil Size | 1" (25mm) |
| Cone Material | Curvilinear, Treated Industrial Paper |
| Sensitivity | 98dB SPL Average |
| Amplification | |
| Type | Single-Channel Class D Topology with Primary and Secondary Outputs |
| AC Power Input | PoE or PoE+ and External 24VDC |
| Power Rating (RMS) | 12 Watts Max (802.3AF) / 25 Watts Max (802.3AT) |
| THD | <.02% |
| Cooling | Passive / Convection |
| Driver Protection | Built-In Limiter |
| Microphone | |
| Sensitivity | Minus 35 (±4dB) / (0db = 1V/pa, 1 kHz) |
| Impedance | Less than 2.2kΩ |
| Directivity | Omnidirectional |
| Frequency Range | 20Hz – 20kHz |
| Standard Operation Voltage | 2V |
| Max. Operation Voltage | 10V |
| Current Consumption Max. | 0.5 mA |
| Sensitivity Reduction Within | Minus 3dB @ 1.5V |
| S/N Ratio | More than 62dB |
| Audio Inputs and Outputs | |
| Input: Analog Audio Type(s) | One Balanced Line Level |
| Input: Analog Connectivity | Secured Screw Terminal Block |
| Input: Network Audio Type(s) | G.711 U-Law / A-Law and G.722 Capable |
| Input: Network Connectivity | RJ-45 Female |
| Output: Analog Audio Type(s) | One Balanced Line Level |
| Output: Analog Connectivity | Secured Screw Terminal Block |
| Output: Digital Audio Type(s) | G.711 U-Law / A-Law and G.722 Capable (Multicast) |
| Output: Digital Connectivity | N/A |
| Output: Speaker Level | 8Ω, 12W (802.3AF), 25W (802.3AT) |
| Output: Speaker Connectivity | Primary and Slave Secured Screw Terminal Block |

©2019 Atlas Sound LP. The Atlas "Circle A", Soundolier, and Atlas Sound are trademarks of Atlas Sound L.P. IED is a Registered Trademark of Innovative Electronic Designs LLC. All rights reserved. All other Trademarks are property of their respective owners. No endorsement is implied. Due to continual product development, specifications are subject to change without notice. ATSO05852 RevD 6/19

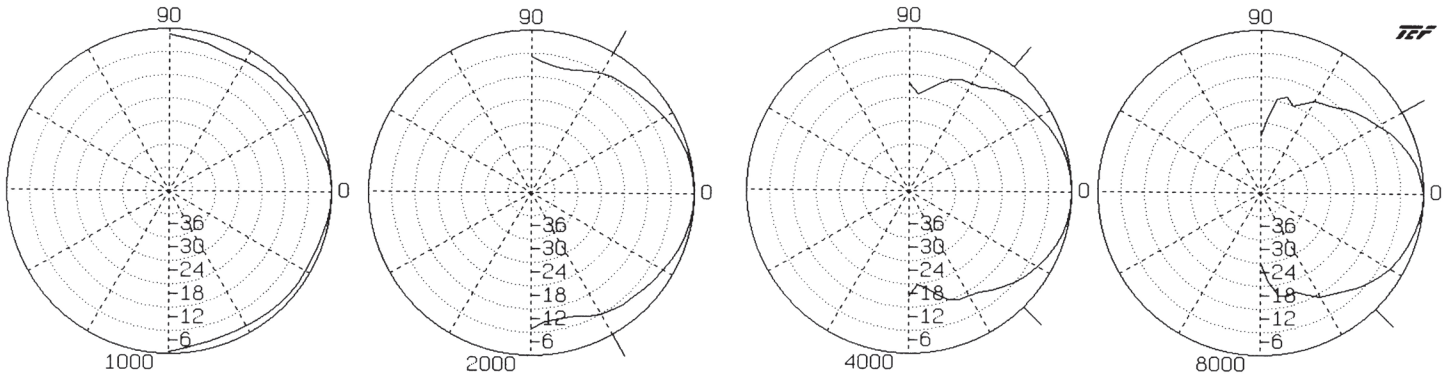
| Flasher | |
|---|--|
| Flasher Type | LED |
| Flash Color Range | RGB |
| Flasher Illuminance (lux) | 83 Red, 545 Green, 90 Blue, 570 White |
| Flash Rate(s) | Multi Speed Capable |
| Viewable Dimensions (HxW) | .5" (12mm) x 3.5" (89mm) |
| Control | Controlled via Software |
| Software | |
| GCK Compatible Version | 3.0+ |
| InformaCast Advanced Compatible Version | 8.0+ |
| InformaCast Fusion Compatible Version | 3.0+ |
| SA-Announce Compatible Versions | 9.0.18+ |
| Network | |
| Ethernet | IEEE 802.3 10/100Base-T |
| PoE | IEEE 802.3 AF/AT Compliant |
| VLAN | IEEE 802.1q Tagging |
| Protocols | |
| IP Addressing | DHCP / Static |
| Auto-Provisioning | HTTP / TFTP |
| Auto-Registration | HTTP / Service Location Protocol / IEDNet |
| Time | NTP or Host Server |
| Telephony | SIP |
| Enclosure | |
| Color | White |
| Grille Material | Powder Coated Steel with 22-Guage Perforated Steel |
| Baffle Material | 19-Guage Corrosion-Resistant Zinc Plated Steel |
| Mounting / Rigging Provisions | Lay-In Into a Reflected Ceiling Grid |
| Safety Agency Ratings | ETL Listed to Comply with 62368-1, CSA C22.2 #62368-1, IEC 62368-1 CB Scheme and FCC; UL2043 |
| Ingress Protection | N/A |
| Logo | Black and Silver |
| Product Dimensions (HxWxD) | 25.25" x 25.25" x 5.06" (641mm x 641mm x 129mm) |
| Shipping Dimensions (HxWxD) | 25.5" x 25.5" x 8.38" (648mm x 648mm x 213mm) |
| Net Weight - lbs | 15lb (6.8kg) |
| Shipping Weight - lbs | 21.33lb (9.68kg) |
| Warranty Coverage | |
| Warranty Period | 1 Year |

NOTES:

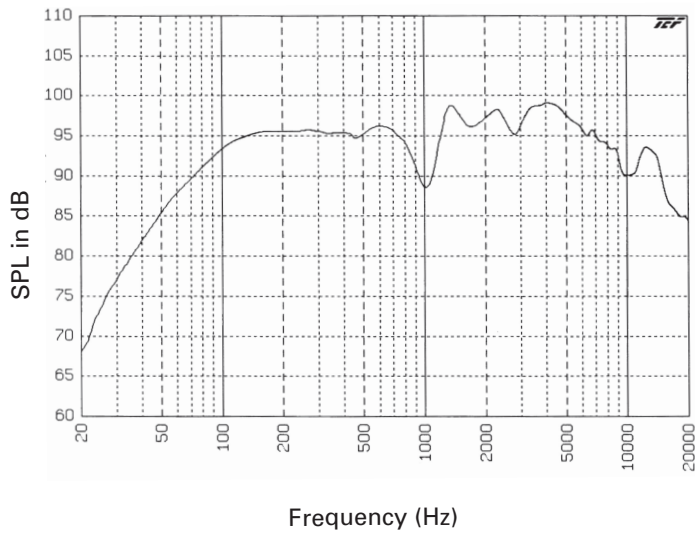
1. Sensitivity: Half space pink noise measurement at 6 ft (1.8 m) at 20% power; extrapolated to 1 meter and an input of 2.83 volts RMS.
2. Watts: All wattage figures are calculated using the rated nominal impedance.
3. Frequency response and sensitivity are half-space measurements.

©2019 Atlas Sound LP. The Atlas "Circle A", Soundolier, and Atlas Sound are trademarks of Atlas Sound LP. IED is a Registered Trademark of Innovative Electronic Designs LLC. All rights reserved. All other Trademarks are property of their respective owners. No endorsement is implied. Due to continual product development, specifications are subject to change without notice. ATSO05852 RevD 6/19

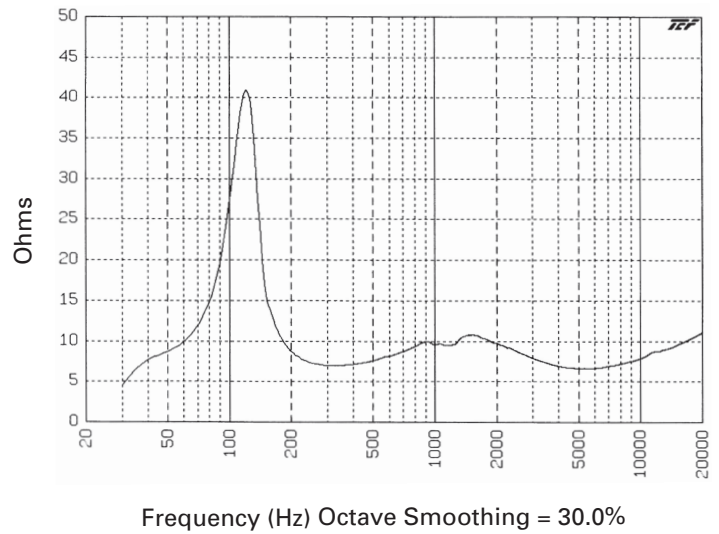
Polars Are Normalized To Zero On Axis (-6dB)



Frequency Response




Impedance



©2019 Atlas Sound LP. The Atlas "Circle A", Soundolier, and Atlas Sound are trademarks of Atlas Sound L.P. IED is a Registered Trademark of Innovative Electronic Designs LLC. All rights reserved. All other Trademarks are property of their respective owners. No endorsement is implied. Due to continual product development, specifications are subject to change without notice. ATSO05852 RevD 6/19

Dimensional Drawings



©2019 Atlas Sound LP. The Atlas "Circle A", Soundlier, and Atlas Sound are trademarks of Atlas Sound L.P. IED is a Registered Trademark of Innovative Electronic Designs LLC. All rights reserved. All other Trademarks are property of their respective owners. No endorsement is implied. Due to continual product development, specifications are subject to change without notice. ATSO05852 RevD 6/19

Architect and Engineer Specifications

The unit shall be AtlasIED model IP-22SYSMF. The PoE+ Indoor Ceiling Mount IP Endpoint Speaker System shall include factory assembled speaker, IP addressable PCB amplifier / control, steel perf baffle, and integrated microphone.

The speaker shall be an 8" Coaxial driver with low-frequency reproducer cone shall be a full 8" (203mm) in diameter and the high frequency reproducer cone shall be 3" (76mm) in diameter. The woofer shall have a 10oz. (260g) ceramic magnet; the tweeter shall have a 2.35oz. (67g) ceramic magnet. The two reproducer sections shall be coupled through a built-in crossover network.

The crossover frequency shall be at 2800Hz. The speaker dispersion shall be 105° and frequency response range shall be 86Hz – 15.5kHz, (±5dB). Sensitivity shall be 98dB at 1 Watt / 1 meter. Voice coil impedance shall be 8Ω. Low frequency voice coil diameter shall be 1" (25mm) and operate in a magnet field of at least 10,600 gauss. The maximum depth of the loudspeaker shall not exceed 2⁷/₈" (73mm).

The amplifier / control board shall receive announcements and messages using dynamically routed data on a standard Ethernet Network. It shall include a Single-Channel Class D Topology amplifier with Primary and Secondary Outputs capable of producing 25-watts RMS when using an IEEE 802.3at compatible PoE+ switch or 24VDC local power supply and 12-watts RMS when used with an IEEE 802.3af compliant PoE switch. Interconnect shall be via female RJ-45 connector mounted to the PCB.

The amplifier / control board shall include (2) logic inputs, (1) relay output, (1) Auxiliary Balanced line level audio input and (1) Balanced line level audio output. The Auxiliary Line Level input shall include an auto mute function that is activated when a broadcast is sensed from the control application.

The amplifier / control board shall include a Graphical User Interface (GUI) for SIP configuration. The SIP implementation shall support standards G.711, G.722 and RTP protocols. The Graphical User Interface (GUI) shall configure and manage logic inputs, relay outputs, and Auxiliary audio input.

The unit shall incorporate an integrated microphone to allow full duplex talkback communication functionality based upon chosen software platform.

The unit shall incorporate a LED flasher with viewable dimensions of 0.5" (12mm) height x 3.5" (89mm) wide. The LEDs shall be able to produce RGB color spectrum with brightness of 83-lux (Red), 545-lux (Green), 90-lux (Blue), 570-lux (White). It shall have the capability of multi-speed flash rate and will be software controllable.

All control functionality shall be determined via software. It shall be compatible with AtlasIED's GCK, Syn-Apps' Revolution, Singlewire's InformaCast software platforms and SIP standalone operation. The PoE+ Indoor ceiling mount IP Endpoint Speaker System overall dimensions shall be 23.68" (601mm) x 24.1" (612mm) x 5.06" (129mm). Finish shall be neutral white electrostatic powder coat micro perforated grille.