


CAT5E PLENUM CABLE


24/4 CMP/FT6 Reelex BOX

Doc. No. : GL CAT5E-180 (rev.4)

Date : 24th Aug. 2020

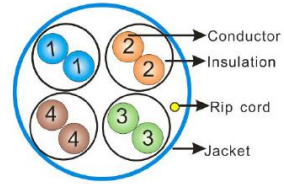


OE-CAT5PBL



OE-CAT5PWH

SPEC SHEET



Physical Characteristics

- Conductor:** 24 AWG Solid Bare Annealed Copper
- Insulation:** FEP (Fluorinated Ethylene Propylene)
- Conductor Color Code:**
Pair 1: Blue - White/Blue, **Pair 2:** Orange - White/Orange
Pair 3: Green - White/Green, **Pair 4:** Brown - White/Brown
- Rip Cord:** Applied longitudinally under jacket
- Jacket:** Plenum PVC (Low-Smoke, Flame-Retardant and RoHS compliant)
- Jacket Legend:**
 0000FT CAT 5E 4 PR 24 AWG E507576 (UL) CMP c(UL)us FT6 75C (RoHS)
 UL VERIFIED TO TIA-568C.2 CAT 5E ##### RM# A B C D E F 1 2 3 4 5 6 7 8 9
- Nominal Cable Diameter (in) :** 0.200
- Nominal Cable Net Weight (lbs/1000ft) :** 21.60
- Minimum Bend Radius (in) :** 1.0
- Maximum Pulling Force (lbs):** 25
- Temperature Rating (°F):**
- Installation:** +32 to + 140 **Storage & Operation:** -4 to + 167
- Operating Voltage:** 300V

Standard Compliance

- ANSI/TIA-568-C.2
- ANSI/TIA-862 (Building Automation)
- IEC 11801 Ed.2.0 (Class D)
- ICEA S-90-661 (Category 5e)
- NEC/CEC Type CMP (NFPA 262) for Plenum
- UL 444
- RoHS Compliant Directive 2011/65/EU

Certifications



Applications

- IEEE802.3: 1000BASE-T (Gigabit Ethernet), 100 BASE-TX, 10 BASE-T, 155Mp/s, 622Mp/s ATM, ANSI X3.263: 100Mb/s, 4/16 Mb/s Token Ring, Broadband and Baseband Analog Video

Certifications for Management System

- ISO9001: 2008, ISO14001: 2004, OHSAS 18001

Electrical Characteristics

Max. Capacitance (nF/100m @ 1 kHz)	Max. DC Resistance (Ω/100m @ 68°F)	Dielectric strength (DC-kV, 2s)	Characteristic Impedance (Ω 1~100 MHz)
5.6	9.38	2.5	100 ± 15

Frequency	Insertion Loss	NEXT	PSNEXT	ACRF	PSACRF	Return Loss	PD	PD Skew
MHz	Max. dB/100m	Min. dB/100m	Min. dB/100m	Min. dB/100m	Min. dB/100m	Min. dB/100m	Max. ns/100m	Max. ns/100m
1	2.0	65.3	62.3	63.3	60.8	20.0	570	45
4	4.1	56.3	53.3	51.8	48.8	23.0	552	45
10	6.5	50.3	47.3	43.8	40.8	25.0	545	45
16	8.2	47.2	44.2	39.7	36.7	25.0	543	45
20	9.3	45.8	42.8	37.8	34.8	25.0	542	45
31.25	11.7	42.9	39.9	33.9	30.9	23.6	540	45
62.5	17.0	38.4	35.4	27.9	24.9	21.5	539	45
100	22.0	35.3	32.3	23.8	20.8	20.1	538	45
200	32.4	30.8	27.8	17.8	14.8	18.0	537	45
350	44.9	27.1	24.1	12.9	9.9	16.3	536	45

* Spec meets ANSI/TIA/EIA 568 C.2 standard. Frequencies beyond the TIA requirements are for information only. All values are dB/ 100 m (328ft)